
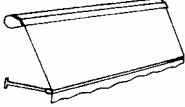
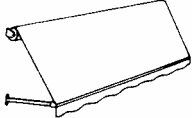


# COMBI & MINI

Sun protection for small windows. This spring loaded drop arm awning can be extended to any position down to 160 degrees. The Combi awning has a standard hood that protects the fabric. The mini does not come with a hood. Standard operation for both is with a pull-tape, and a motor or manual gear operation is optional.



Awning Style	Type	Standard Frame Colors	Standard Widths	Standard Projections	Recommend Application	Recommend Fabrics to Use
	Combi Small Window Awning	White, Desert Sand, Mocha, Brown, Grey, Taupe, Forest Green	Through 12'	2'4", 2'8", 3'0", 3'4"	Small Residential Windows	Para, Sunbrella, & Dickson
	Mini Small Window Awning	White, Desert Sand, Mocha, Brown, Grey, Taupe, Forest Green	Through 10'	2'4", 2'8", 3'0", 3'4"	Small Residential Windows	Para, Sunbrella & Dickson

The recommended width of the Combi/Mini is the window plus 6 – 8" on each side for proper coverage. The recommended projection is half the height of the window. The cassette housing is 3 ¼" high.

The awnings can easily be mounted on to any type of wall or window casing. If mounting the awning on the casing or right above the window, make sure the window does not interfere with the awning when the window is opened.

The tape or standard pull string is most commonly mounted outside the wall, but can be mounted through the wall for inside operation. Check the wall to see if it is possible to drill through the wall (see sketch on back).

